

SHANTUI

SE26SR/SE27SR

Mini Excavator



Engine Model: YANMAR 3TNV80F
Gross Power: 14.6kW/2400rpm
Operating Weight: 2700kg/2800kg

High Performance in a Compact Design

WALK-AROUND

SHANTUI

LED LIGHT
LED LIGHT



CANOPY OPTIONAL



ENGINE



• Equipped with Japan Yanmar engine, meeting emission standards for Euro V, North America EPA 4, and national IV non-road mobile machinery, which is energy saving and environmental protection with strong power. The load sensing system ensures fast response, superior control and high efficiency.

AUXILIARY PIPING

• The excavator standard comes with one set of auxiliary pipelines, and can also be equipped with a second set of auxiliary pipelines as optional to meet the requirements of various attachments.

TELESCOPIC TRACK



• The travel motor has an automatic speed control function, so the travel efficiency is higher.



OPERATIONAL COMFORT



LARGE OPERATOR ENVIRONMENT WITH ERGONOMIC CONTROL LAYOUT

The SE26SR/SE27SR provides an uncompromised operator environment – which, together with excellent visibility, provides unmatched operator comfort and safety. This machine is built around the operator – providing optimal ergonomics for operators of all sizes. SE27SR is equipped with cab with large space, wide view, reasonable arrangement of manipulation devices, convenient and comfortable operation.



The 7-inch intelligent touch screen is used to integrate rich functions. And fuller and more intelligent human-computer interaction is also realized to enhance the operating experience.



Emergency brake button



Dual proportional joystick.

OPERATIONAL COMFORT



LARGE OPERATOR ENVIRONMENT WITH ERGONOMIC CONTROL LAYOUT

The SE26SR/SE27SR provides an uncompromised operator environment – which, together with excellent visibility, provides unmatched operator comfort and safety. This machine is built around the operator – providing optimal ergonomics for operators of all sizes. SE27SR is equipped with cab with large space, wide view, reasonable arrangement of manipulation devices, convenient and comfortable operation.



The 7-inch intelligent touch screen is used to integrate rich functions. And fuller and more intelligent human-computer interaction is also realized to enhance the operating experience.



Emergency brake button



Dual proportional joystick.

EASY ACCESS FOR MAINTENANCE

EASY SERVICE ACCESS

SE26SR/SE27SR is developed with taking particular attention to ease of service access. With a single access point for the daily maintenance of all main components, fuel level gauge and refuelling through the lockable cap.

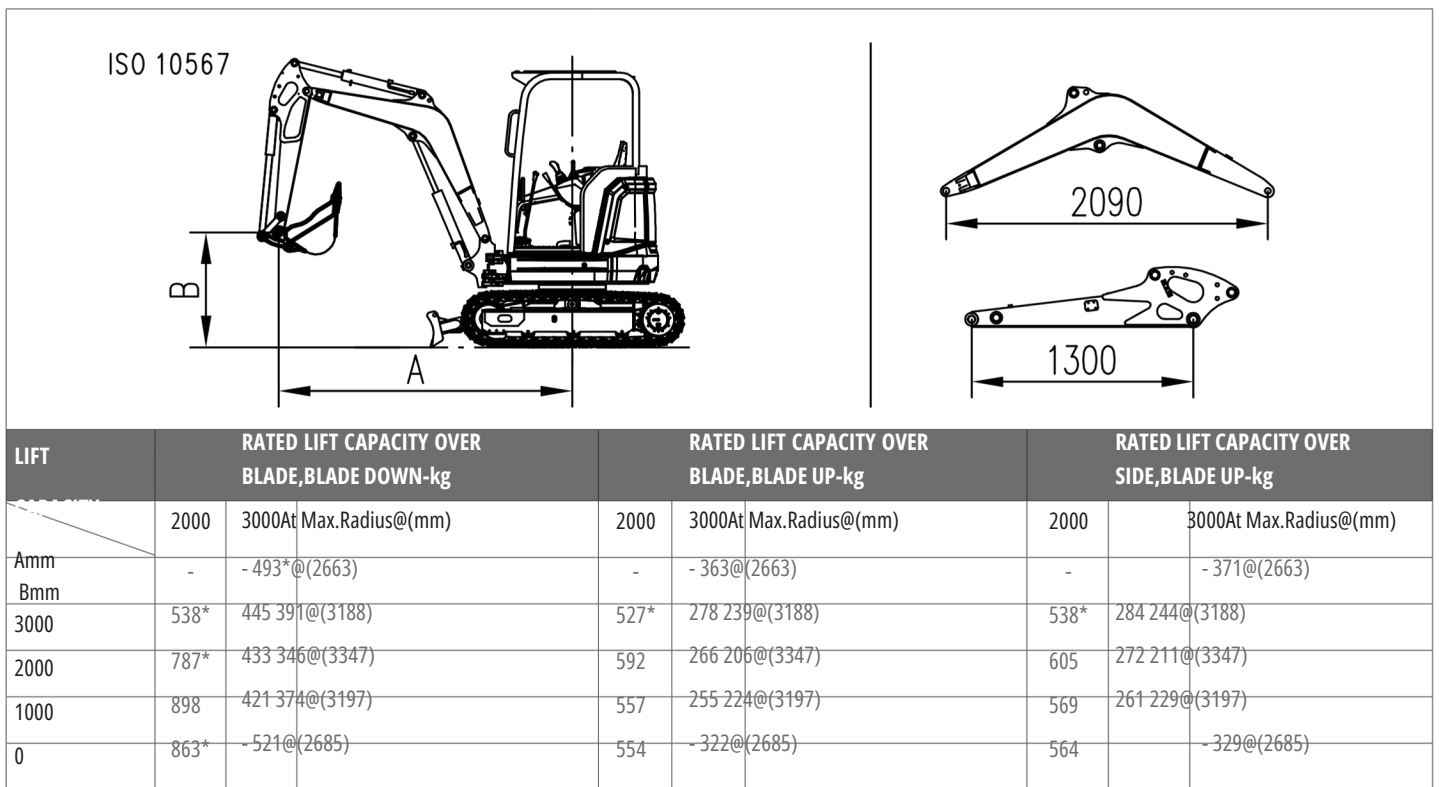


EASY MAINTENANCE

- Fuel filter
- Water separator
- Air filter
- Engine oil filter
- Engine oil level check
- Coolant
- Start motor
- DC generator
- Battery
- Main switch
- Radiator & Oil cooler

The SE26SR/SE27SR is designed for lower maintenance cost with longer service intervals— resulting in more machine availability on-site. Meanwhile, skilled SHANTUI-trained technicians are available to provide extra support when needed.

LIFTING CAPACITY FORM



NOTICE:
 1. Please refer to the Operator's Manual for other details.
 2. According to ISO10567, the rated load is 75% of the effective static tipping load, or 87%(*) of the rated hydraulic lifting load (the standard value is the smaller one). It's able to turn 360 degrees and work on the flat ground.
 3. Lift capacity stays with ±5% for all available track shoes.

SPECIFICATIONS

ENGINE

Model	3TNV80F
Type	3 cylinders, direct injection
No. of cylinder	3
Emission	EPA Tier 4 Final/Europe Stage V
Displacement	1.267L
Power output	14.6kW/2400rpm

HYDRAULIC SYSTEM

Type	Variable plunger pump	Operating	
flow	86.4L/min	Operating pressure	24.5MPa

Bucket digging force

Arm digging force	14.8kN
-------------------	--------

BUCKET

Type	Backhoe
Bucket capacity	bucket 0.065 m ³

TRAVEL SYSTEM

Type	Plunger motor
Track roller	2×3
Track shoes	2×42
Travel pressure	24.5MPa
Travel speed	2/4km/h
Max. Drawbar pull	29kN
Grade ability	≤30°

SWING SYSTEM

Swing motor type	Plunger motor
Swing pressure	23MPa
Swing speed	0-10r/min
Brake type	Pressure release mechanical braking

REFILLING CAPACITIES & LUBRICATIONS

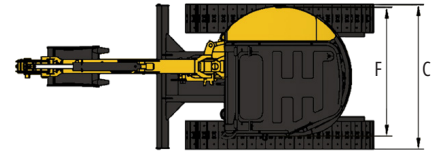
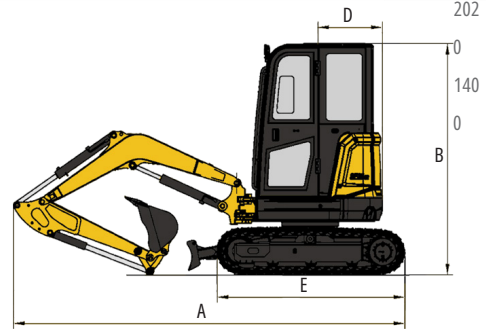
Fuel tank	33L
Cooling system	5L
Engine oil	3.4L
Hydraulic oil	22L
tank System	32L

OPERATING WEIGHT AND GROUND PRESSURE

Shoe width	300mm
Ground pressure	26.3kPa/27.3kPa
Operating weight	2700kg/2800kg

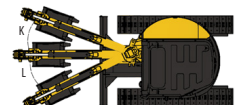
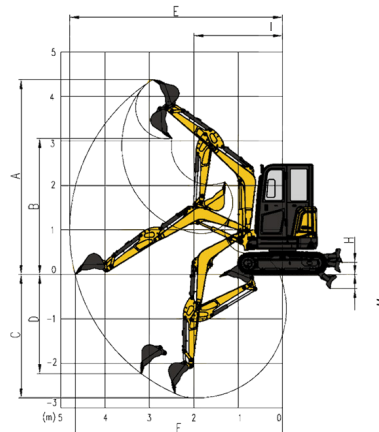
DIMENSIONS (BOOM: 2090 mm ARM: 1300 mm)

A	Overall length	
B	Overall height (top of canopy)	420
C	Overall width	Ø
D	Tail swing radius	155
E	Undercarriage Length	0
F	Upperbody width (zero tail)	775



WORKING RANGE

	mm	
A	Max. digging height	439
B	Max. dumping height	906
C	Max. digging depth	0
D	Max. vertical digging depth	280
E	Max. depth cut for 2440m(8")Level	0
F	Bottom Max. digging distance at ground level	231
I	level	0
H	Min. turning radius of working device	231
K	Max. lifting height of shovel	5
L	Right offset of boom	468
M	Left offset of boom	320
	Max. cutting depth of shovel	201
		5
		300
		565
		615



* The specifications are subject to change without notice. The pictures may include options. The actual color & appearance of the product may differ from what is shown.

VALUE THAT WORKS

GROUP PRODUCTS



Shantui Social

SHANTUI CONSTRUCTION MACHINERY CO., LTD.
ADD: No. 58, G327 Highway, Jining City, Shandong,
CHINA TEL: +86-537-2909369
FAX: +86-537-2311219
EMAIL: trade@shantui.com
WEB: www.shantui.com

SHANTUI